

Philadelphia Independence Network Housing Guide

Narberth offers a diverse range of housing options. This map identifies some of the most conveniently located apartment complexes, and the firms and/or people to contact to inquire about rentals. There are many additional apartments in Narberth. You may also wish to check Craig's List on line.






The following resources are designed to guide you in your housing selection. Remember, the choice is yours. JEVS Human Services does not specifically recommend these housing options.

CPM Group - Eli Holtman	610 667-3437	eholtman@cpmgroupllc.com	www.narberthapartments.com
① Brenton Hall	115 N. Essex Ave.	studio & 1 bedroom	
② Essex Manor	203 N. Essex Ave.		
③ Hampton Manor	323 Haverford Ave.		
④ Additional Buildings			

Metropolitan Management Corporation	610 667-1700, 610 668-2299	www.apartmentsinnarberth.com
⑤ Narberth Station	280 Haverford Ave.	2 & 3 bedrooms
⑥ Narberth Hall	300 N. Essex Ave	studio, 1 bedroom, 2 bedrooms

The Galman Group	888 346-0589	www.galmangroup.com
⑦ Montgomery Court	214 Price Ave.	studio, 1 bedroom, 2 bedrooms, 3 bedrooms

⑧ Woodside Court Apartments	103-105 S.Narberth Ave	610 642-2768
⑨ 106 Forrest Ave.	John Phelan PO Box 83, Byn Mawr, PA 19010	610 525-0237 jwphelan@msn.com
⑩ Thomas Wynne Apartments	200 N. Wynnewood Ave.	610.642.8860 www.thomaswynneapts.com (1,2 & 3 br)

 - Bus stop, Septa Route 44, Center City & Main Line
  - Narberth Train Station, Center City & Main Line
 - Restaurant
 \$ - Bank
 * - Grocery Store
 * - Hardware Store
 * - Pharmacy
 * - Movie Theatre
 - Library
 - Fire Department
 (not all restaurants fit on map)

